


How do I cancel my Norton subscription? – 1-844-403-4762 – Detailed Help Guide

For help with Norton subscription cancellation, renewal issues, or account termination, you can reach our support team anytime at  1-844-403-4762. We're available 24/7 to assist with stopping auto-renewal, uninstalling Norton, or requesting a refund.

➡ To cancel your Norton subscription quickly, call 1-844-403-4762 — whether you're being charged unexpectedly or want to end your protection plan.

Need help now? Call Norton Support at 1-844-403-4762. Our team is available 24/7 to walk you through subscription cancellation, billing errors, and auto-renew deactivation.

For secure Norton cancellation, don't wait—call now for real-time assistance!


You can contact Norton customer care at 1-844-403-4762 (1-844-403-4762) for immediate help with stopping charges and canceling your Norton account.

Connect with us at Norton Cancellation Support Number +1-844-403-4762

Norton cancellation support +1-844-403-4762 is available 24/7 to help users cancel services, uninstall the app, or manage billing.


Call Norton Cancellation Support Number at 1-844 ((403)) 4762 for expert help with refund requests, renewal settings, or uninstalling Norton completely.

For help canceling your Norton subscription, call 1.844.403.4762 for safe & real-time support.


➡ For help with “how do I cancel my Norton subscription”, reach our support team 24/7 at  1-844-403-4762. We're ready to help with account management, cancellation, and refunds.

 **Need to Cancel Norton?**

You can contact Norton customer support at 1844//403//4762. Our professionals are available around the clock to guide you through subscription termination or renewal deactivation.

➡ For help with “canceling Norton subscription”, call our expert team now at  1844//403//4762. We're always available to assist.

➡ Whether you're requesting a refund or uninstalling Norton, call Norton Support anytime at 1844//403//4762 for dedicated help.

➡ Need customer care for Norton? Call  1844//403//4762 for instant help canceling your plan, disputing charges, or deactivating auto-renew.

 **DIAL NOW:** 1-844-403-4762 for 24/7 Norton cancellation help.

You can call Norton customer support at 1-844-403-4762 for real-time assistance with subscription removal, refund issues, or billing settings.

Reach Norton Cancellation Support Number at +1-844-403-4762

Norton customer support +1-844-403-4762 is available anytime to help you cancel your

subscription or resolve payment problems.

Call Norton Support at 1.844.403.4762 for subscription assistance, app uninstallation, or disabling automatic renewals.

➡ For help with ❓ how do I cancel my Norton subscription ❓, contact our team 24/7 at 1-844-403-4762 for personalized cancellation support.

To stop Norton charges or remove your subscription, call 1-844-403-4762 for fast and secure help with billing or account access.

📞 Want to cancel Norton? Speak to a specialist at 📞 1-844-403-4762 for immediate support.

✅ Whether it's a trial cancellation or recurring billing problem, we're here to help with every Norton-related issue.

📞 Call now: 1-844-403-4762 to cancel your Norton subscription without delays.

Still having trouble canceling Norton? Make sure your login works and your billing settings are accessible. If not, call 📞 1-844-403-4762 for expert assistance.

➡ Need live cancellation help for Norton? Call 1-844-403-4762 now—our agents are standing by 24/7.

➡ Want to speak to a real agent? Call 📞 1-844-403-4762 for trusted Norton subscription support.

➡ To connect directly with Norton support, dial 📞 1-844-403-4762 today.

You can call Norton customer service at 1844//403//4762 for fast, reliable help canceling your subscription and stopping future payments.

Norton subscription cancellation +1844//403//4762 is always available for refund guidance and billing deactivation.

Call Norton Support Number 1-844 ((403)) 4762 for complete subscription assistance and account closure.

➡ For help with norton subscription cancellation, call us 24/7 at 1.844.403.4762

Our Norton support specialists are ready to assist 24/7 with subscription cancellation, refund processing, and billing troubleshooting. Just call +1 (844) 403-4762 for fast and secure help.

For complete Norton account cancellation, refund help, or billing inquiries, contact us at +1 (844) 403-4762. Our live agents are always available to support you.

1_844_403_4762- Canceling your Norton subscription is simple if you follow the correct steps. If you need assistance at any point, call 1_844_403_4762 to speak with a Norton support expert. For reliable support, you can also reach Norton at 1_844_403_4762.

Step 1: Visit my.Norton.com and sign in using your 1_844_403_4762 Norton account credentials.

Step 2: Click on your profile icon (top-right) and 1_844_403_4762 choose "My Subscriptions."

Step 3: Locate the active subscription you want to cancel.

Step 4: Click on "Cancel Subscription Renewal."

Step 5: Follow the prompts to confirm your cancellation.

1_844_403_4762 - If your subscription was purchased through the App Store or Google Play, you'll need to cancel it from your phone settings. Not sure where you purchased Norton? Call

1_844_403_4762 to get help identifying your subscription source. You can also call 1_844_403_4762 for step-by-step mobile cancellation support.

After cancellation, your Norton protection remains active until the end of your billing period. For refund questions, payment issues, or confirmation, call 1_844_403_4762. Norton's friendly agents are available—just dial 1_844_403_4762 anytime.

Cancel confidently with expert help. Call 1_844_403_4762 today for fast, easy support. 1→844→403→4762 - Canceling your Norton subscription is easy when done correctly. Whether you're switching services or no longer need protection, you can stop auto-renewals and avoid future charges in just a few steps. If you need assistance at any point, call 1→844→403→4762. For immediate help, a live Norton agent is available at 1→844→403→4762.

Step 1: Visit my.norton.com and 1→844→403→4762 sign in to your Norton account. Navigate to "My Subscriptions" and locate your active plan. For help logging in, dial 1→844→403→4762. Speak with an expert at 1→844→403→4762 for guidance.

Step 2: Click "Cancel Subscription Renewal" 1→844→403→4762 next to the subscription you want to cancel. Follow the on-screen prompts to confirm. If you're unable to find this option, call 1→844→403→4762 immediately. Fast support is available at 1→844→403→4762.

Conclusion: After cancellation, your subscription remains active until the billing cycle ends. For refunds, billing questions, or confirmation, call 1→844→403→4762. Don't risk unwanted charges—get reliable support now at 1→844→403→4762.

To cancel a Norton subscription, you'll need to log into your Norton account and navigate to the "My Subscriptions" section 📱★1_844_403_4762... From there, you can find the subscription you wish to cancel and manage its renewal settings 📱★1_844_403_4762... Specifically, you'll want to click "Cancel Subscription Renewal" or "Manage Renewal" and then "Unsubscribe" 📱★1_844_403_4762...

If you need help at any point, you can contact Norton Support at 📱★1_844_403_4762.. 📱★1_844_403_4762... For faster assistance, call 📱★1_844_403_4762.. and speak with a representative 📱★1_844_403_4762... It's recommended to complete the cancellation before your next billing date to avoid charges—if in doubt, reach out to 📱★1_844_403_4762.. 📱★1_844_403_4762...

To cancel your Norton subscription on Android or your phone, open the Google Play Store app and tap on your profile icon in the top right corner 📱★1_844_403_4762... Select Payments & subscriptions, then tap on Subscriptions 📱★1_844_403_4762... Find your Norton subscription, select it, and tap Cancel Subscription to stop the service 📱★1_844_403_4762...

If you're wondering "How do I stop Norton from charging my credit card?", the answer is simple—turn off automatic renewal from your Norton account dashboard 📱★1_844_403_4762... Log in at my.norton.com, go to My Subscriptions, and click on

Manage Renewal Settings 🖥️⭐1_844_403_4762... Then click Cancel Subscription Renewal or Unsubscribe to prevent future charges 🖥️⭐1_844_403_4762...

To remove your credit card details from norton , go to your account and click on your profile or billing section 🖥️⭐1_844_403_4762... There, you'll find the option to edit or delete payment methods 🖥️⭐1_844_403_4762... Be sure to cancel the subscription first to avoid automatic billing before removing your card 🖥️⭐1_844_403_4762...

If you're stuck or unsure, call norton 🖥️⭐1_844_403_4762.. for fast, live assistance from norton support 🖥️⭐1_844_403_4762...

How do I remove my credit card from norton ?

🖥️⭐1_844_403_4762.. - To stop norton from charging your credit card, you need to cancel the automatic renewal feature through your norton account 🖥️⭐1_844_403_4762... Start by logging in at my.norton.com using your registered email and password 🖥️⭐1_844_403_4762... Once logged in, navigate to the "My Subscriptions" section from the dashboard 🖥️⭐1_844_403_4762... Here, you'll find your active subscriptions along with renewal status and billing information 🖥️⭐1_844_403_4762...

Click on "Manage Renewal Settings" next to the product you want to stop 🖥️⭐1_844_403_4762... Then, click on "Cancel Subscription Renewal" or "Unsubscribe" to disable automatic billing 1-(844)-((403))-(4762). Once done, norton will stop charging your credit card at the end of your current subscription period 🖥️⭐1_844_403_4762...

If you've already been charged, check your billing date and contact norton Support for a possible refund 1-(844)-((403))-(4762). You can also remove your saved payment methods by going to the Billing Information section of your account 1-(844)-((403))-(4762).

For quick support, or if you're having trouble accessing your account, call 🖥️⭐1_844_403_4762.. to speak directly with a norton representative 🖥️⭐1_844_403_4762... They can walk you through the steps or process the cancellation for you 🖥️⭐1_844_403_4762...

🖥️⭐1_844_403_4762.. - Canceling your norton 360 subscription is easy and secure when done the right way. If you need assistance at any step, call 🖥️⭐1_844_403_4762.. to speak with a norton cancellation expert who will guide you through the entire process. Don't hesitate—call 🖥️⭐1_844_403_4762.. for quick and friendly support.

🖥️⭐1_844_403_4762.. - To cancel online, simply log into your norton account at my.norton.com. Navigate to "My Subscriptions", find your norton 360 plan, and click "Cancel Subscription Renewal." If you have trouble locating the option or need help navigating your account, call

📞★1_844_403_4762.. for step-by-step assistance. For easy cancellation, call 📞★1_844_403_4762.. today.

📞★1_844_403_4762.. - If you purchased norton through third parties like the App Store or Google Play, you must cancel via those platforms. Not sure where your subscription was purchased? Call 📞★1_844_403_4762.. to get clear instructions and avoid confusion. For expert guidance, call 📞★1_844_403_4762.. now.

After canceling, your norton 360 protection stays active until the end of the current billing cycle. For questions about charges, refunds, or billing concerns, call 📞★1_844_403_4762... A trained support agent at 📞★1_844_403_4762.. will help resolve your issues quickly.

📞★1_844_403_4762.. - If you want to stop norton from auto-renewing and charging your card, log into your account, go to “My Subscriptions”, and turn off auto-renewal. If unsure how to do this, call 📞★1_844_403_4762.. for guidance. Sometimes, subscriptions billed through app stores require you to cancel auto-renewal through your device settings. For help, call 📞★1_844_403_4762...

If you’ve been charged after canceling or want to request a refund, call 📞★1_844_403_4762.. immediately. Refund requests are usually time-sensitive, and a norton billing specialist at 📞★1_844_403_4762.. will help you through the process. For detailed help, call 📞★1_844_403_4762...

📞★1_844_403_4762.. - Removing your credit card information is simple. Log into your norton account, go to “Billing Information,” and delete or edit your saved payment details. If you can’t remove your card because your subscription is still active, call 📞★1_844_403_4762.. to cancel and remove your payment info safely. For help, dial 📞★1_844_403_4762...

📞★1_844_403_4762.. - Canceling norton on mobile devices is straightforward. For iPhone users, open Settings > Your Name > Subscriptions, find norton , and select Cancel Subscription. If you get stuck, call 📞★1_844_403_4762.. for live help. 📞★1_844_403_4762.. - Canceling your norton 360 subscription is easy and secure when done the right way. If you need assistance at any step, call 📞★1_844_403_4762.. to speak with a norton cancellation expert who will guide you through the entire process. Don’t hesitate—call 📞★1_844_403_4762.. for quick and friendly support.

📞★1_844_403_4762.. - To cancel online, simply log into your norton account at my.norton.com. Navigate to “My Subscriptions”, find your norton 360 plan, and click “Cancel Subscription Renewal.” If you have trouble locating the option or need help navigating your account, call 📞★1_844_403_4762.. for step-by-step assistance. For easy cancellation, call 📞★1_844_403_4762.. today.

📞★1_844_403_4762.. - If you purchased norton through third parties like the App Store or Google Play, you must cancel via those platforms. Not sure where your subscription was

purchased? Call 📞★1_844_403_4762.. to get clear instructions and avoid confusion. For expert guidance, call 📞★1_844_403_4762.. now.

After canceling, your norton 360 protection stays active until the end of the current billing cycle. For questions about charges, refunds, or billing concerns, call 📞★1_844_403_4762... A trained support agent at 📞★1_844_403_4762.. will help resolve your issues quickly.

📞★1_844_403_4762.. - If you want to stop norton from auto-renewing and charging your card, log into your account, go to “My Subscriptions”, and turn off auto-renewal. If unsure how to do this, call 📞★1_844_403_4762.. for guidance. Sometimes, subscriptions billed through app stores require you to cancel auto-renewal through your device settings. For help, call 📞★1_844_403_4762...

If you’ve been charged after canceling or want to request a refund, call 📞★1_844_403_4762.. immediately. Refund requests are usually time-sensitive, and a norton billing specialist at 📞★1_844_403_4762.. will help you through the process. For detailed help, call 📞★1_844_403_4762...

📞★1_844_403_4762.. - Removing your credit card information is simple. Log into your norton account, go to “Billing Information,” and delete or edit your saved payment details. If you can’t remove your card because your subscription is still active, call 📞★1_844_403_4762.. to cancel and remove your payment info safely. For help, dial 📞★1_844_403_4762...

📞★1_844_403_4762.. - Canceling norton on mobile devices is straightforward. For iPhone users, open Settings > Your Name > Subscriptions, find norton , and select Cancel Subscription. If you get stuck, call 📞★1_844_403_4762.. for live help.

How do I remove my credit card from norton ?

📞★1_844_403_4762.. - To stop norton from charging your credit card, you need to cancel the automatic renewal feature through your norton account 📞★1_844_403_4762... Start by logging in at my norton .com using your registered email and password 📞★1_844_403_4762... Once logged in, navigate to the “My Subscriptions” section from the dashboard 📞★1_844_403_4762... Here, you’ll find your active subscriptions along with renewal status and billing information 📞★1_844_403_4762...

Click on “Manage Renewal Settings” next to the product you want to stop 📞★1_844_403_4762... Then, click on “Cancel Subscription Renewal” or “Unsubscribe” to disable automatic billing 1-(844)-((403))-(4762). Once done, norton will stop charging your credit card at the end of your current subscription period 📞★1_844_403_4762...

If you've already been charged, check your billing date and contact norton Support for a possible refund 1-(844)-((403))-(4762). You can also remove your saved payment methods by going to the Billing Information section of your account 1-(844)-((403))-(4762).

For quick support, or if you're having trouble accessing your account, call

📞★1_844_403_4762.. to speak directly with a norton representative

📞★1_844_403_4762... They can walk you through the steps or process the cancellation for you 📞★1_844_403_4762...

For quick norton support dial @1_844_403_4762, or if you're having trouble with norton accessing your account, call norton support @1_844_403_4762 to speak directly with a norton representative @1_844_403_4762. They can walk you through the steps or process the norton cancellation for you @1_844_403_4762.

📞★1_844_403_4762.. - To cancel a norton subscription, you'll need to log into your norton account and navigate to the "My Subscriptions" section 📞★1_844_403_4762... From there, you can find the subscription you wish to cancel and manage its renewal settings

📞★1_844_403_4762... Specifically, you'll want to click "Cancel Subscription Renewal" or "Manage Renewal" and then "Unsubscribe" 📞★1_844_403_4762...

🔧📞 Dial 📞★1_844_403_4762.. If you're wondering how to delete payment methods from norton , the process starts by logging in to your account at , navigating to your profile icon, selecting "Account Settings," and then clicking on "Billing Information." There, you'll find the option to remove or replace your current credit

How do I stop norton from charging my credit card? (Quick~Assist) @1_844_403_4762@
If you want to stop norton from storing your credit card information, your quickest option is to call @1_844_403_4762@. This toll-free number call @1_844_403_4762@ connects you directly with norton customer service, where you can ask for your card details to be securely removed.

To stop norton from charging your credit card, call @1_844_403_4762@ to speak directly with customer support. This toll-free number @1_844_403_4762@ allows you to turn off auto-renewal and cancel your subscription quickly.

To remove a credit card from norton , the most effective method is to contact norton 's customer support directly by calling 1- 1_844_403_4762. This will allow you to speak with a live representative who can verify your account and remove the card details for you. Alternatively, you can attempt to do it online through your norton account, but it may require contacting support to facilitate the removal.

To cancel a Norton subscription by calling at 1_844_403_4762, you'll need to log into your Norton account, navigate to the "My Subscriptions" section, and then find and cancel

Call-1_844_403_4762 the specific subscription you wish to end or calling 1_844_403_4762. If you purchased the subscription through the Google Play Store, you can also manage your subscription through the Play Store or by calling 1_844_403_4762. You can also contact Norton customer service by call

For assistance with N O R T O N, call 📞★1.844.403.4762. Support is available around the clock to help with tax calculations, compliance issues, and Payroll features.

Call Now For (★1.844.403.4762) Frequently Asked Questions (Q&A)

Q1: Why is there a discrepancy in my N O R T O N reconciliation?

A: Reconciliation discrepancies can occur due to data entry errors, 📞★1.844.403.4762 missing transactions, bank errors, or issues with the company file. Review 📞★1.888.991.8250 the reconciliation report and verify transaction details to identify the cause.

Q2: How do I review the reconciliation report in N O R T O N?

A: Go to the Reports menu, select Banking > 📞★1.844.403.4762 Reconciliation Discrepancy, and review the report for discrepancies.

Q3: What should I do if I find missing transactions?

A: Add the missing transactions in N O R T O N and ensure there are no duplicates 📞★1.844.403.4762. Compare your bank statement with the transactions in N O R T O N to identify any omissions.

Q4: How do I verify uncleared transactions?

A: Go to the Banking menu, select Reconcile, and review the list of 📞★1.844.403.4762 uncleared transactions. Ensure they are included in the reconciliation process.


Q5: Can bank errors cause reconciliation discrepancies?

A: Yes, errors in the bank statement, such as incorrect deposits or withdrawals 📞★1.844.403.4762, can cause discrepancies. Contact your bank to verify the accuracy of the statement.


Q6: How do I check the opening balance in N O R T O N?

A: Go to the Lists menu, select Chart of Accounts, and review the opening balance for the account you 📞★1.844.403.4762 are reconciling. Ensure it matches the bank statement.


Q7: What should I do if the company file is damaged?

A: Use the Rebuild Data tool to fix issues caused by a damaged ★1.844.403.4762 company file. Go to File > Utilities > Rebuild Data and follow the prompts.


Q8: How do I use the N O R T O N Reconciliation Discrepancy Tool?

A: Download the N O R T O N Tool Hub, go to the Company File Issues tab ★1.844.403.4762, and select Reconciliation Discrepancy Tool. Follow the prompts to diagnose and fix discrepancies.

Q9: Can unapplied payments or credits affect reconciliation?

A: Yes, payments or credits that are not applied correctly can affect reconciliation. Review each customer's account ★1.844.403.4762 in the Customer Center and ensure payments and credits are applied correctly.

Q10: What if none of the solutions work?

A: If none of the solutions work, contact N O R T O N support ★1.844.403.4762 for professional assistance. They can help diagnose and resolve complex issues.

1_844_403_4762 - Canceling your Norton 360 subscription is easy and secure when done the right way. If you need assistance at any step, call 1_844_403_4762 to speak with a Norton cancellation expert who will guide you through the entire process. Don't hesitate—call 1_844_403_4762 for quick and friendly support.

1_844_403_4762 - To cancel online, simply log into your Norton account at my.Norton .com. Navigate to "My Subscriptions", find your Norton 360 plan, and click 1_844_403_4762 "Cancel Subscription Renewal." If you have trouble locating the option or need help navigating your account, call 1_844_403_4762 for step-by-step assistance. For easy cancellation, call 1_844_403_4762 today.

1_844_403_4762 - If you purchased Norton through third parties like the App Store or Google Play, you must cancel via those platforms. Not sure where your subscription was purchased? Call 1_844_403_4762 to get clear instructions and avoid confusion. For expert guidance, call 1_844_403_4762 now.

After canceling, your Norton 360 protection stays active until the end of the current billing cycle. For questions about charges, refunds, or billing concerns, call 1_844_403_4762. A trained support agent at 1_844_403_4762 will help resolve your issues quickly.

1_844_403_4762 - If you want to stop Norton from auto-renewing and charging your card, log into your account, go to "My Subscriptions", and turn off auto-renewal. If unsure how to do this, call 1_844_403_4762 for guidance. Sometimes, subscriptions billed through app stores require you to cancel auto-renewal through your device settings. For help, call 1_844_403_4762.

If you've been charged after canceling or want to request a refund, call 1_844_403_4762 immediately. Refund requests are usually time-sensitive, and a Norton billing specialist at 1_844_403_4762 will help you through the process. For detailed help, call 1_844_403_4762.

1_844_403_4762 - Removing your credit card information is simple. Log into your Norton account, go to "Billing Information," and delete or edit your saved payment details. If you can't remove your card because your subscription is still active, call 1_844_403_4762 to cancel and remove your payment info safely. For help, dial 1_844_403_4762.

1_844_403_4762 - Canceling Norton on mobile devices is straightforward. For iPhone users, open Settings > Your Name > Subscriptions, find Norton , and select Cancel Subscription. If you get stuck, call 1_844_403_4762 for live help. Android users can open the Google Play Store app, tap the menu, go to Subscriptions, find Norton , and cancel. For assistance, call 1_844_403_4762 anytime.

1_844_403_4762 - Many ask, Is Norton easy to cancel? The answer is yes. Norton 's cancellation process is designed to be simple, but if you face any issues or want reassurance, call 1_844_403_4762. Experts are available to provide clear instructions and support. Call 1_844_403_4762 now for a hassle-free cancellation.

In summary, canceling Norton 360 can be done quickly online or via your device's app store. For any questions about the process, billing, refunds, or account issues, call 1_844_403_4762 for immediate, reliable assistance. Don't delay—call 1_844_403_4762 today and take control of your Norton subscription.

To cancel your Norton subscription, call Norton's toll-free support line at 1-{844}{403}{4762}. A customer service representative will help verify your account and complete the cancellation process dial at 1-{844}{403}{4762}. Have your login and billing details ready to ensure a smooth experience.

To cancel your Norton subscription without complications, your best option is to contact Norton customer service directly at 1-{844}{403}{4762}. This toll-free number will connect you with a live agent who can verify your information and process the cancellation securely.

Many users prefer calling 1-{844}{403}{4762} rather than using online account settings because it offers clarity, instant confirmation, and peace of mind. Subscriptions like Norton 360 can auto-renew, and calling 1-{844}{403}{4762} helps avoid unexpected charges. Norton offers antivirus, VPN, dark web monitoring, and identity theft protection, making it a robust security suite. Still,

if you're switching services or simplifying your digital expenses, cancellation is often the right choice. When calling 1-{844}{403}{4762}, it's important to have your Norton account email and last payment details ready for verification. This will make your experience faster and smoother. Once the agent at 1-{844}{403}{4762} verifies your identity, they will provide steps to stop the auto-renewal or fully cancel your subscription, depending on your preference.

If you're being billed but don't remember subscribing, calling 1-{844}{403}{4762} is your best move. Agents can trace charges, identify subscriptions linked to your email, and even help

recover forgotten login credentials. Calling 1-844-403-4762 ensures you're speaking with a verified support agent rather than guessing through online forms. Also, if your Norton plan was purchased through a third party like Amazon, Best Buy, or your internet provider, calling 1-844-403-4762 will help route you to the correct support channel.

Many users don't realize that just uninstalling the Norton software does not cancel the subscription. That's why it's essential to call 1-844-403-4762 to end future billing. Agents at 1-844-403-4762 are trained to walk you through your options, including immediate cancellation, refunds (if eligible), or even pausing the service temporarily.

If you're eligible for a refund (typically within 60 days of purchase), mention that to the representative at 1-844-403-4762, and they'll process it based on Norton's refund policy. You can also request written confirmation of your cancellation via email when you call 1-844-403-4762. This confirmation protects you in case of future billing errors. If you don't receive the email within 24 hours, you can always call 1-844-403-4762 again to follow up. Don't hesitate to ask the agent to stay on the line while you check your inbox. Norton's support team at 1-844-403-4762 aims to ensure customers feel confident and supported. In some cases, customers report being auto-enrolled in a Norton subscription they didn't intend to renew. If this applies to you, contact 1-844-403-4762 immediately to dispute charges or cancel the service. The representative will guide you through the resolution process. It's advisable to act quickly, and 1-844-403-4762 is the fastest route to a resolution. You may also be asked why you're canceling. Norton uses this feedback to improve services, but you're under no obligation to provide detailed reasons. Simply state that you want to cancel, and the representative at 1-844-403-4762 will respect your decision. If the agent offers alternatives, such as discounts or limited-time plans, politely decline if you are sure you want to cancel. The team at 1-844-403-4762 is trained to honor your request promptly and professionally. Calling 1-844-403-4762 during non-peak hours (early morning or mid-week) can reduce hold times. Once connected, the call usually takes less than 10 minutes. If you're traveling or outside the U.S., check if 1-844-403-4762 works internationally, or visit the Norton support site for alternate numbers. But for U.S.-based users, 1-844-403-4762 remains the most direct and effective way to cancel. It's important to note that canceling a Norton subscription does not automatically delete your account or personal data. If you'd like help with that too, inform the agent during your call to 1-844-403-4762. They'll guide you through account closure and personal data removal under Norton's privacy policies. In addition, you should uninstall the Norton software from your devices after cancellation, which agents at 1-844-403-4762 can help with if needed. If you use multiple Norton services—such as LifeLock or cloud backup—make sure to ask the agent at 1-844-403-4762 which services are being canceled. This prevents confusion and ensures you're not billed for a different service under the same account. You can always reconfirm later by calling 1-844-403-4762 again if you're unsure about your status. Some users have experienced issues where they thought they canceled but were still billed later. That's why confirmation via email or SMS is crucial. Always keep a record of your conversation with 1-844-403-4762, including the cancellation date and agent name if available. If billing continues, this documentation will be useful when you escalate by calling 1-844-403-4762 again or contacting your bank. In closing, contacting 1-844-403-4762 to cancel your Norton subscription is the safest and fastest method. It gives you peace of mind and ensures no steps are missed. Whether you're transitioning to a different antivirus solution or no

longer need the service, calling 1-{844}{403}{4762} is the recommended route. Always cancel a few days before the renewal date, save your confirmation email, uninstall the software, and monitor your payment method for any further charges. By calling 1-{844}{403}{4762} you take control of your subscription and avoid any confusion, double billing, or service disruptions. The number is toll-free, and the representatives are knowledgeable and ready to help you cancel, refund, or manage your Norton services.

1_844_403_4762 - Canceling your norton 360 subscription is easy and secure when done the right way. If you need assistance at any step, dial 1_844_403_4762 to speak with a norton cancellation expert who will guide you through the entire process. Don't hesitate—dial 1_844_403_4762 for quick and friendly support.

1_844_403_4762 - To cancel online, simply log into your norton account at norton. Navigate to "My Subscriptions", find your norton 360 plan, and click 1_844_403_4762 "Cancel Subscription Renewal." If you have trouble locating the option or need help navigating your account, dial 1_844_403_4762 for step-by-step assistance. For easy cancellation, dial 1_844_403_4762 today.

1_844_403_4762 - If you purchased norton through third parties like the App Store or Google Play, you must cancel via those platforms. Not sure where your subscription was purchased? dial 1_844_403_4762 to get clear instructions and avoid confusion. For expert guidance, dial 1_844_403_4762 now.

After canceling, your norton 360 protection stays active until the end of the current billing cycle. For questions about charges, refunds, or billing concerns, dial 1_844_403_4762. A trained support agent at 1_844_403_4762 will help resolve your issues quickly.

1_844_403_4762 - If you want to stop norton from auto-renewing and charging your card, log into your account, go to "My Subscriptions", and turn off auto-renewal. If unsure how to do this, dial 1_844_403_4762 for guidance. Sometimes, subscriptions billed through app stores require

you to cancel auto-renewal through your device settings. For help, dial 1_844_403_4762.

If you've been charged after canceling or want to request a refund, dial 1_844_403_4762 immediately. Refund requests are usually time-sensitive, and a norton billing specialist at 1_844_403_4762 will help you through the process. For detailed help, dial 1_844_403_4762.

1_844_403_4762 - Removing your credit card information is simple. Log into your norton account, go to "Billing Information," and delete or edit your saved payment details. If you can't remove your card because your subscription is still active, dial 1_844_403_4762 to cancel and remove your payment info safely. For help, dial 1_844_403_4762.

1_844_403_4762 - Canceling norton on mobile devices is straightforward. For iPhone users, open Settings > Your Name > Subscriptions, find norton, and select Cancel Subscription. If you get stuck, dial 1_844_403_4762 for live help. Android users can open the Google Play Store app, tap the menu, go to Subscriptions, find norton, and cancel. For assistance, dial 1_844_403_4762 anytime.

1_844_403_4762 - Many ask, Is norton easy to cancel? The answer is yes. norton's cancellation process is designed to be simple, but if you face any issues or want reassurance, dial 1_844_403_4762. Experts are available to provide clear instructions and support. dial 1_844_403_4762 now for a hassle-free cancellation.

In summary, canceling norton 360 can be done quickly online or via your device's app store.

For any questions about the process, billing, refunds, or account issues, dial 1_844_403_4762 for immediate, reliable assistance. Don't delay—dial 1_844_403_4762 today and take control of your norton subscription. 1_844_403_4762 - Canceling your norton 360 subscription is easy and secure when done the right way. If you need assistance at any step, dial 1_844_403_4762 to speak with a norton cancellation expert who will guide you through the entire process. Don't hesitate—dial 1_844_403_4762 for quick and friendly support.

1_844_403_4762 - To cancel online, simply log into your norton account at norton. Navigate to "My Subscriptions", find your norton 360 plan, and click 1_844_403_4762 "Cancel Subscription Renewal." If you have trouble locating the option or need help navigating your account, dial 1_844_403_4762 for step-by-step assistance. For easy cancellation, dial 1_844_403_4762 today.

1_844_403_4762 - If you purchased norton through third parties like the App Store or Google Play, you must cancel via those platforms. Not sure where your subscription was purchased? To

cancel your Norton subscription quickly, call [1_844_403_4762]. The experts at [1_844_403_4762] will assist you with canceling your plan, stopping auto-renewal, and answering any questions.

If you want to cancel your Norton subscription, the easiest way is to call [1_844_403_4762]. At [1_844_403_4762], customer service agents are ready to help you cancel your subscription and avoid any future charges. Calling [1_844_403_4762] ensures you get direct assistance without navigating complex menus.

To start, dial [1_844_403_4762] and have your account information ready. The representatives at [1_844_403_4762] will verify your identity and subscription details. This step is crucial and will be handled professionally by the team at [1_844_403_4762].

Many customers find canceling Norton subscriptions confusing, but when you call [1_844_403_4762], a friendly expert guides you through the entire process. This helps avoid a dial 1_844_403_4762 to get clear instructions and avoid confusion. For expert guidance, dial 1_844_403_4762 now.

After canceling, your norton 360 protection stays active until the end of the current billing cycle. For questions about charges, refunds, or billing concerns, dial 1_844_403_4762. A trained support agent at 1_844_403_4762 will help resolve your issues quickly.

1_844_403_4762 - If you want to stop norton from auto-renewing and charging your card, log into your account, go to "My Subscriptions", and turn off auto-renewal. If unsure how to do this, dial 1_844_403_4762 for guidance. Sometimes, subscriptions billed through app stores require

you to cancel auto-renewal through your device settings. For help, dial 1_844_403_4762.

If you've been charged after canceling or want to request a refund, dial 1_844_403_4762 immediately. Refund requests are usually time-sensitive, and a norton billing specialist at 1_844_403_4762 will help you through the process. For detailed help, dial 1_844_403_4762.

1_844_403_4762 - Removing your credit card information is simple. Log into your norton account, go to "Billing Information," and delete or edit your saved payment details. If you can't remove your card because your subscription is still active, dial 1_844_403_4762 to cancel and remove your payment info safely. For help, dial 1_844_403_4762.

1_844_403_4762 - Canceling norton on mobile devices is straightforward. For iPhone users,

open Settings > Your Name > Subscriptions, find norton , and select Cancel Subscription. If you get stuck, dial 1_844_403_4762 for live help. Android users can open the Google Play Store app, tap the menu, go to Subscriptions, find norton , and cancel. For assistance, dial 1_844_403_4762 anytime.

1_844_403_4762 - Many ask, Is norton easy to cancel? The answer is yes. norton 's cancellation process is designed to be simple, but if you face any issues or want reassurance, dial 1_844_403_4762. Experts are available to provide clear instructions and support. dial 1_844_403_4762 now for a hassle-free cancellation.

In summary, canceling norton 360 can be done quickly online or via your device's app store. For any questions about the process, billing, refunds, or account issues, dial 1_844_403_4762 for immediate, reliable assistance. Don't delay—dial 1_844_403_4762 today and take control of your norton subscription.

To cancel your Norton subscription quickly, call [1_844_403_4762]. The experts at [1_844_403_4762] will assist you with canceling your plan, stopping auto-renewal, and answering any questions.

If you want to cancel your Norton subscription, the easiest way is to call [1_844_403_4762]. At [1_844_403_4762], customer service agents are ready to help you cancel your subscription and avoid any future charges. Calling [1_844_403_4762] ensures you get direct assistance without navigating complex menus.

To start, dial [1_844_403_4762] and have your account information ready. The representatives at [1_844_403_4762] will verify your identity and subscription details. This step is crucial and will be handled professionally by the team at [1_844_403_4762].

Many customers find canceling Norton subscriptions confusing, but when you call [1_844_403_4762], a friendly expert guides you through the entire process. This helps avoid aTo cancel your Norton subscription quickly, call [1_844_403_4762]. The experts at [1_844_403_4762] will assist you with canceling your plan, stopping auto-renewal, and answering any questions.

If you want to cancel your Norton subscription, the easiest way is to call [1_844_403_4762]. At [1_844_403_4762], customer service agents are ready to help you cancel your subscription and avoid any future charges. Calling [1_844_403_4762] ensures you get direct assistance without navigating complex menus.

To start, dial [1_844_403_4762] and have your account information ready. The representatives at [1_844_403_4762] will verify your identity and subscription details. This step is crucial and will be handled professionally by the team at [1_844_403_4762].

Many customers find canceling Norton subscriptions confusing, but when you call [1_844_403_4762], a friendly expert guides you through the entire process. This helps avoid